

NEW!

AutoEdge
Automatic Blade Sharpener

AutoEdge Automatic Blade Sharpener

Superior sharpening technology for longer blade life and improved productivity ... automatically.

Now, sharpening blades to their original factory edge has never been easier or faster. The new AutoEdge Automatic Blade Sharpener automatically restores dull blades more effectively...more consistently...and more precisely than any blade sharpener ever before available.

Computer-controlled high precision grinding dramatically increase blade life.

- Optimum sharpness achieved with minimum grinding.
- Advanced self-shapening wheel never needs dressing, and easily outlasts other grinding wheels.
- Get more sharpenings per blade.

Eliminate knife-room variability, so every blade is sharpened correctly...every time.


- Advanced collet design hold blades in exact position for sharpening.
- Automatic process using easy set-up guide eliminates guesswork and mistakes.
- Computer feedback assures uniform sharpness.
- Sharpens all Whizard® Series II and Modular blades

Simple and Easy to Use .

- Smart Controls reduce required skill level and training time for blade sharpening.
- Computer controlled sharpening and steeling delivers consistent perfection in blade sharpening.



Sharper Blades:
Increase productivity
through reduced fatigue.



Easy to Use Controls



BETTCHER
Industries, Inc.

Smart, automatic operation significantly improves knife-room productivity.

- Quick and easy operation. Just load the blade, position the grinding motor and steeling device, and press the "cycle" button.
- Operator is free to complete other tasks, while AutoEdge sharpens the blade. An indicator light and audible signal alert the user when the cycle is complete.
- Built-in drawer for storing blade holders and other accessories.
- Fewer blade holders – only a few blade holders and one steeling device accommodate most blades.



Saves Time and Labor

Reduced time to sharpen every single blade. The unique, quick load collet designed to hold blades in exact position for sharpening:

- **Easy to install and remove** – blades are locked in place and released with the turn of a single screw.
- **Easy set up** – one blade holder and one steeling device accommodates multiple blades.
- **Easy to locate** – clearly marked set position for each blade.


Specifications

Electrical


115V AC, single phase, 60 cycle
220/240V AC, single phase,
50 / 60 cycle

Dimensions

Height: 17 ½ in. (44,5 cm)
Depth: 19 ½ in. (49,5 cm)
Width: 14" in. (35,6 cm)
Weight: 53 lbs (24,1 kg)



Computer controlled grinding arm



Multi-head steeling arm



BETTCHER
Industries, Inc.

www.bettcher.com

Headquarters:
Birmingham, Ohio USA
Tel: (440)965-4422
E-mail: sales@bettcher.com

European Office:
Bettcher GmbH
Pilatusstrasse 4CH-6036
Dierikon, Switzerland

Tel: +41 41/348 02 20
E-mail: info@bettcher.ch

